



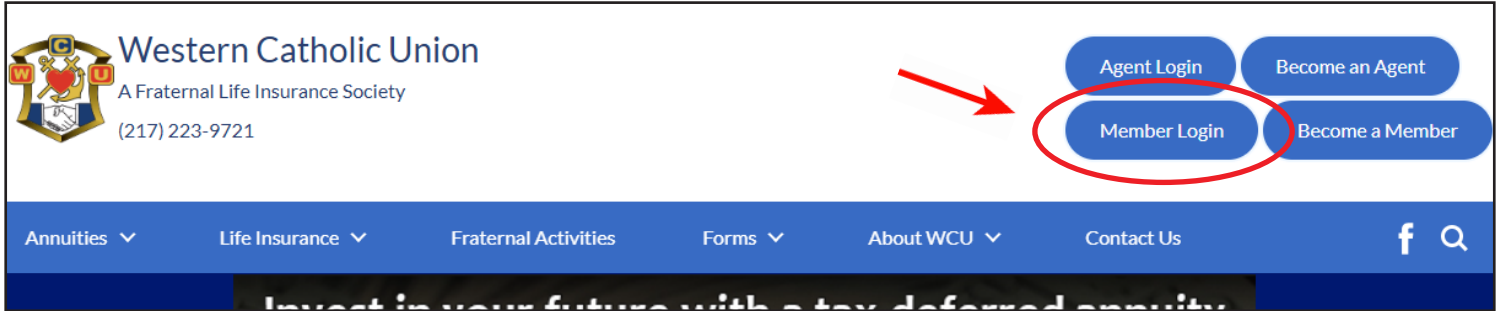
WCU FINANCIAL

ESTABLISHED IN 1877
FAITH | STRENGTH | SECURITY



Member Portal Sign Up Get 24/7 access to your policy information!

1. To sign up, go to www.wculife.org. Click on 'Member Login' in the upper right corner.



2. Click on 'I am a new user'

3. Select 'I am a new member and have an individual policy' and Click Next.

4. Enter the policy number and Insured's date of birth and click Next. Do not put 010 in front of the policy number (ex. 555-78945)

5. Enter the Owner's Name, Phone Number & Email Address*, then click Next.

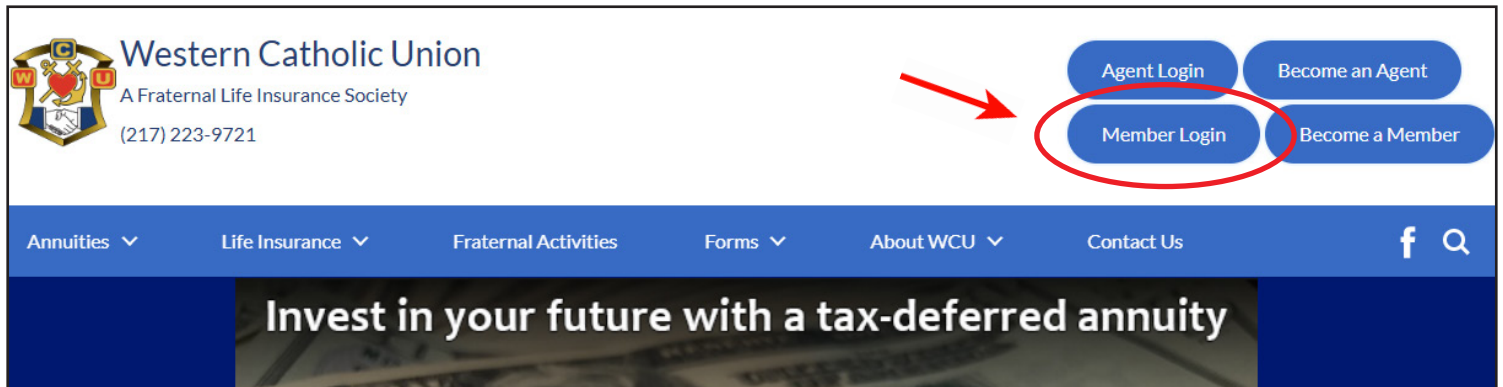
6. Check your email to retrieve your user id and temporary password. Then Sign In to complete the registration process.

**Each user must have their own email address, they cannot be re-used for multiple users.*

Western Catholic Union
510 Maine St, Quincy IL 62301 • 217-223-9721 • www.wculife.org

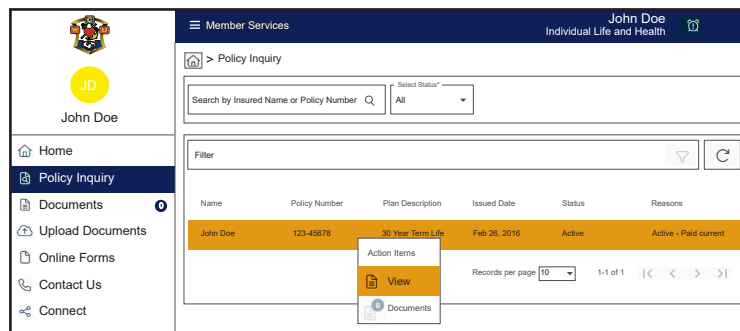
How to Login once you are registered

1. Go to www.wculife.org and click on Member Login.

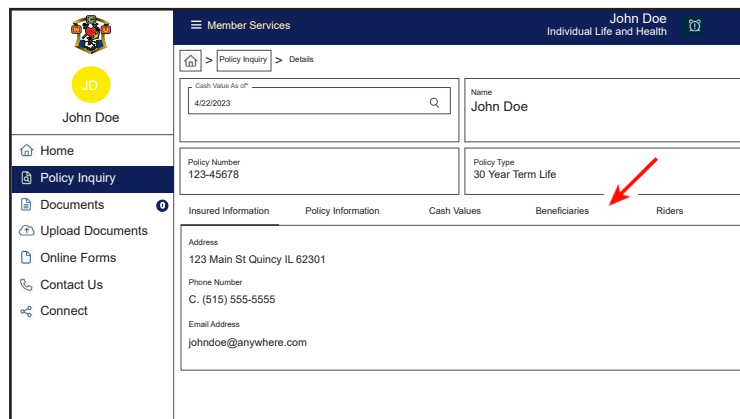


2. Enter your User ID and Password

3. Once you are logged in, click on Policy Inquiry to see a listing of your policies. To view a policy, hover your cursor over the listing and right click, then select 'View'



4. Once the policy is open, you can navigate by clicking the tabs to find the information you are looking for.



NOTE: We cannot accept payments online. The member portal should be used to view your policy information, upload and download documents, access RMD letters, annuity statements or dividend letters, and to contact home office staff.



It's never been easier to follow what's happening at WCU!
Like us on Facebook @Western Catholic Union